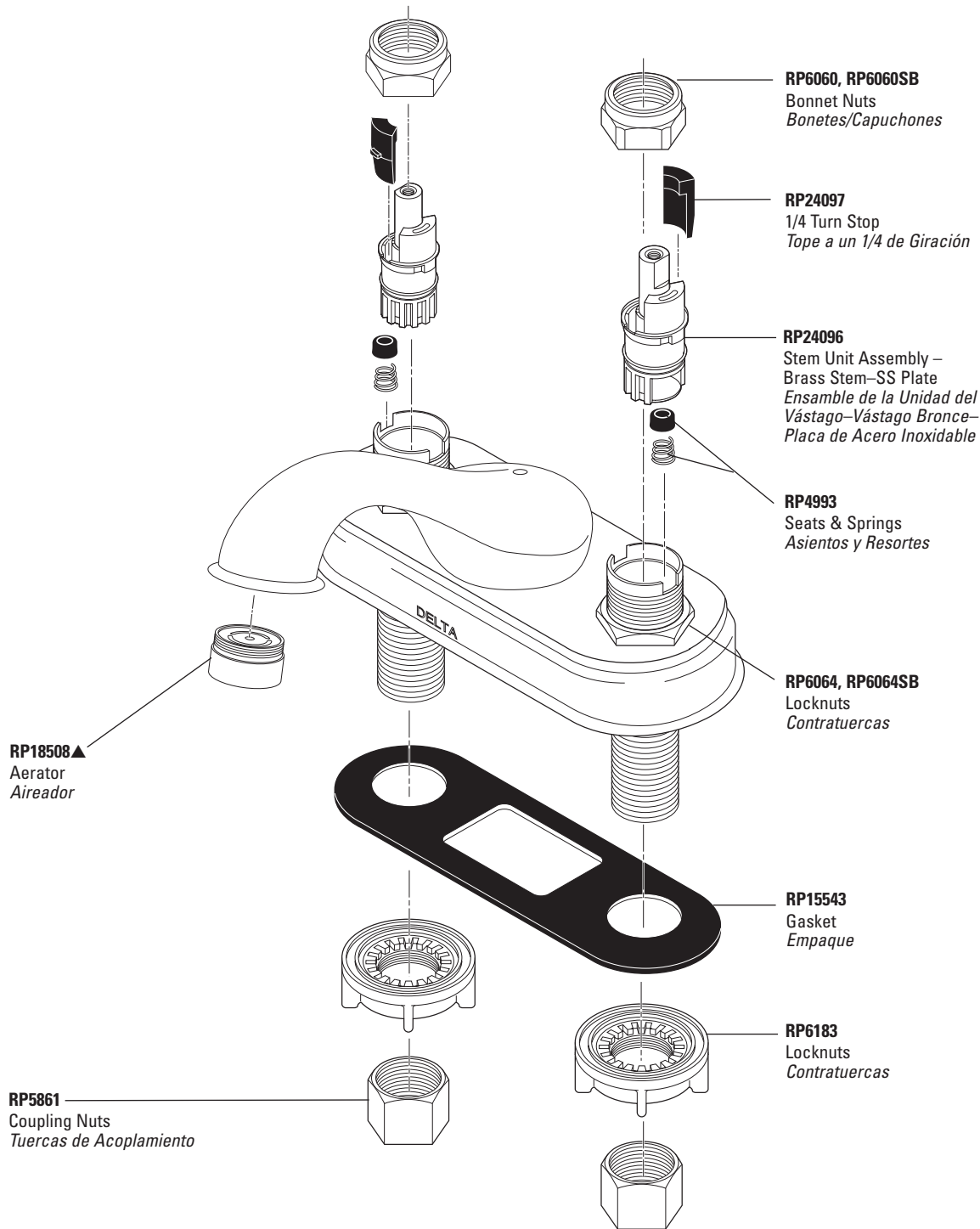


# Two Handle Lavatory Faucets

## Llave de Dos Manijas (Manerales) para Lavamanos

Teapot Spout Series Model/Modelo 2577 Series

LAVATORY



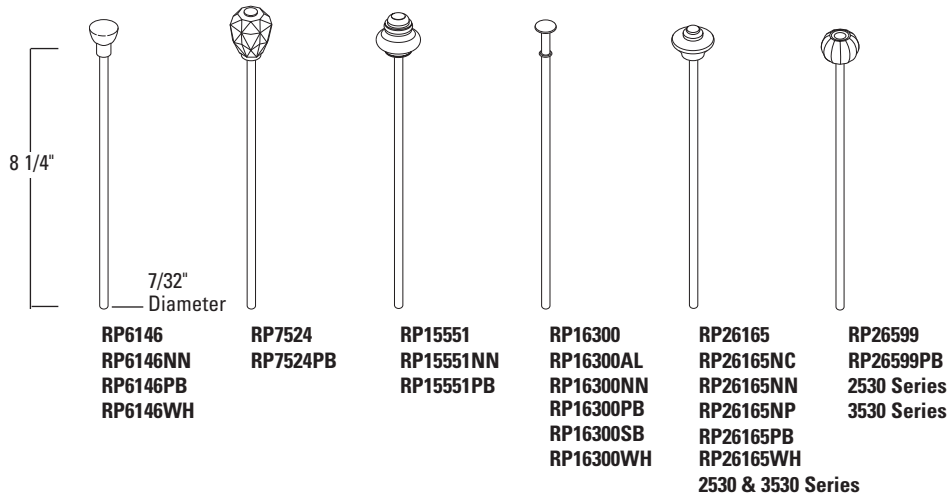
Refer to page 96 for Handles. / Para manijas referirse a la pagina 96.

Refer to pages 98–101 for lift rods and lavatory drain assemblies. / Para ensamble de drenaje para lavamanos y barras de alzar referirse a las paginas 98–101.

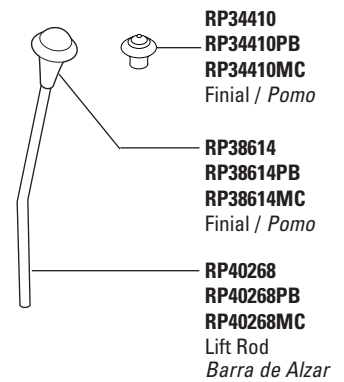
# Lift Rods

## Barra de Alzar

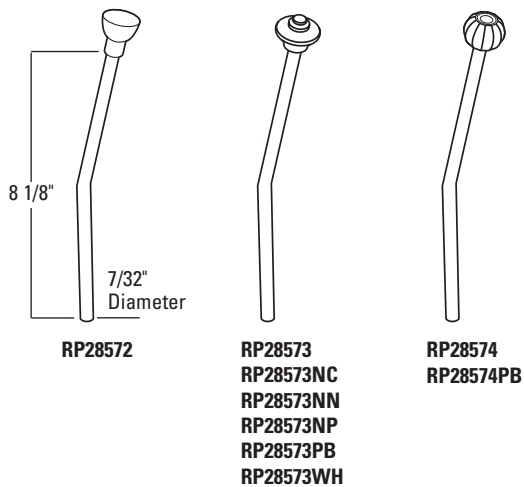
For Models/Modelos 520, 550, 2520, 2530, 3520, 3530 & 3540 Series



For Models/Modelos 2560\*, 2565, 2580 & 2585 Series



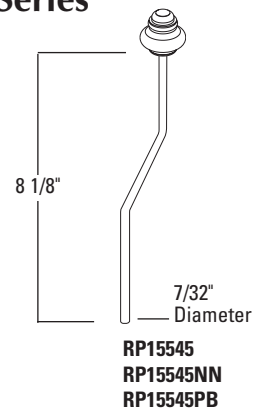
For Model/Modelo 540 Series



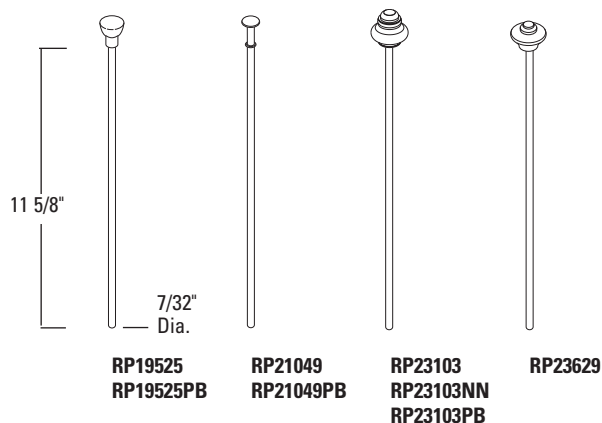
For Model/Modelo 547 Series



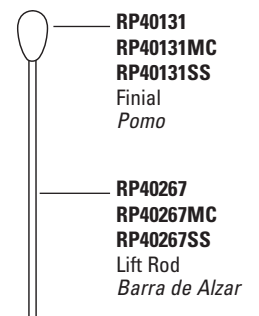
For Model/Modelo 2567 Series



For Models/Modelos 3577, 3583 & 3584 Series



For Models/Modelos 3588 & 4588 Series

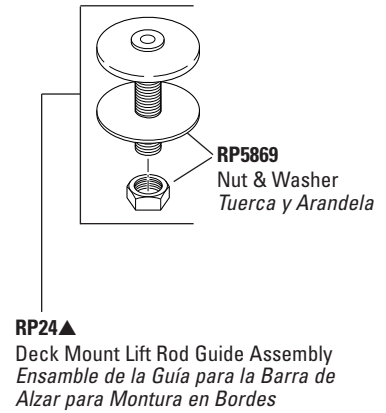
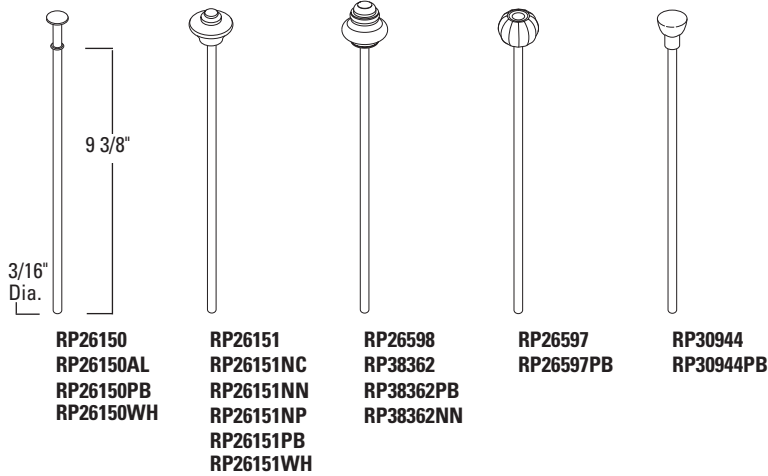


Refer to pages 100-101 for lavatory drain assemblies. / Para ensamble de drenaje para lavamanos referirse a las paginas 100-101.

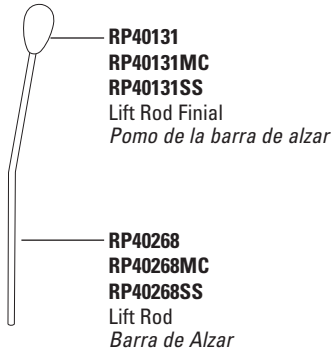
# Lift Rods

## Barra de Alzar

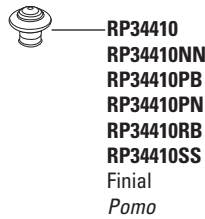
For Models/Modelos 2577, 2583, 3567, 4530 & 4577 Series



For Model/Modelo 2588 Series

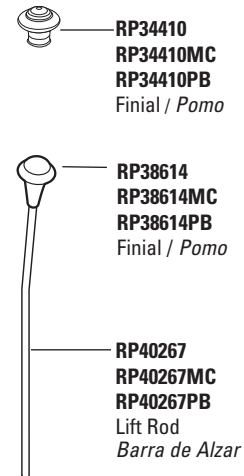


For Models/Modelos 2555, 3555 & 4555 Series



Lift Rod is not removable.  
La barra de alzar no es removible.

For Models/Modelos 3560\* & 3565 Series

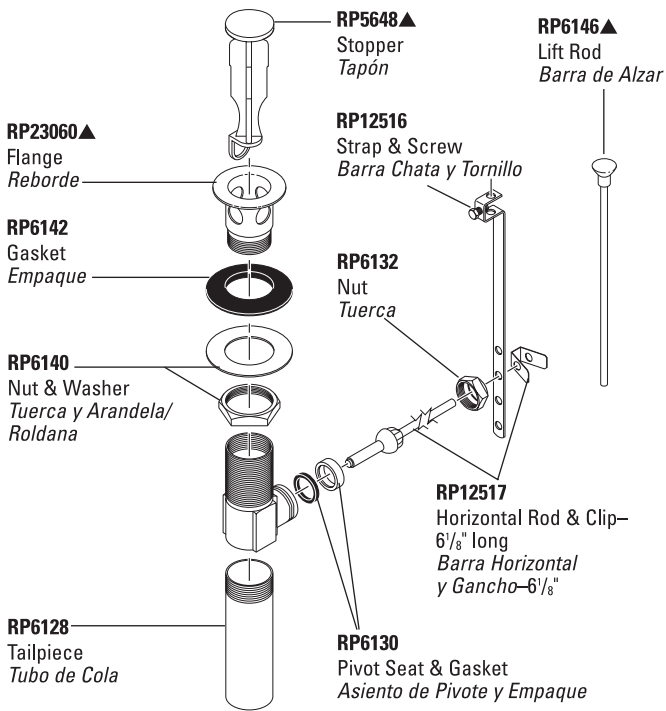


LIFT RODS

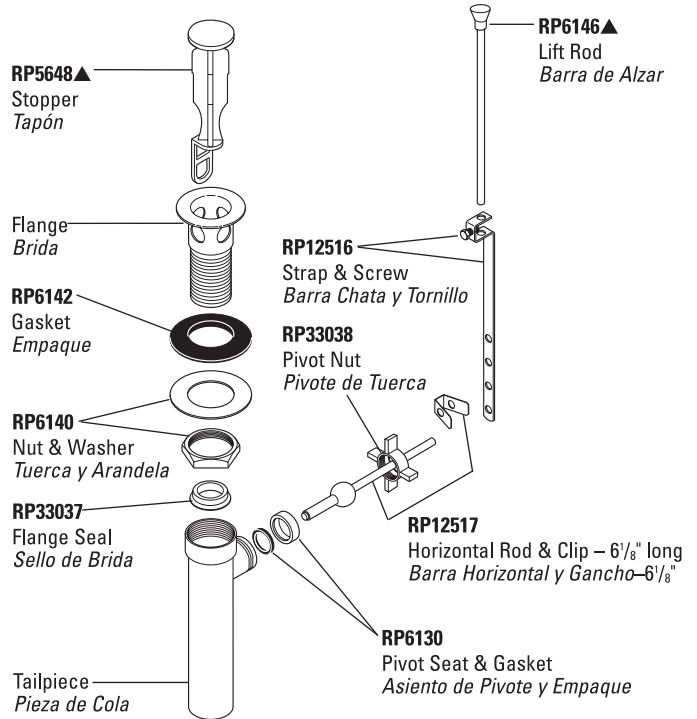
# Lavatory Drain Assemblies

## Ensamblajes para Desagües Automáticos para Lavamanos

**RP5651▲** Complete Metal Pop-Up Assembly  
*Ensamble de Metal del Desagüe Automático*  
**RP26533▲** Metal Pop-Up Assembly (Less Lift Rod)  
*Ensamble de Desagüe Automático de Metal (Sin Barra de Alzar)*

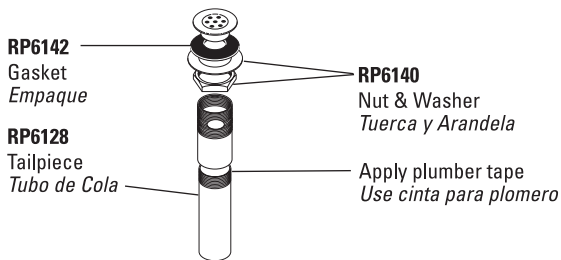


**RP27575** Complete 50/50 Pop-Up Assembly / *Ensamble Completo para Desagüe Automático en 50/50*  
**RP38958** 50/50 Pop-Up Assembly Less Lift Rod / *Ensamble del Desagüe Automático Sin la Barra Para Alzarlo*

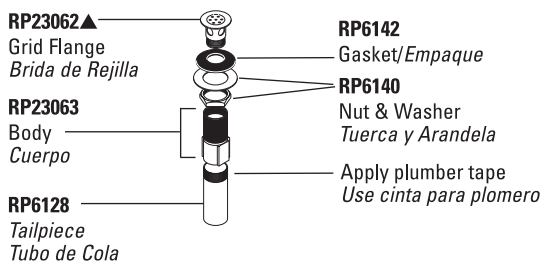


**RP6346▲**  
 Complete Metal Grid Strainer Assembly  
*Ensamble Completo del Colador con Rejilla de Metal*

Manufactured Before June 1996 - Some components may not be available.  
*Fabricado Antes de Junio 1996 - Algunos componentes pueden no estar disponibles.*



Manufactured After June 1996  
*Fabricado Después de Junio 1996*

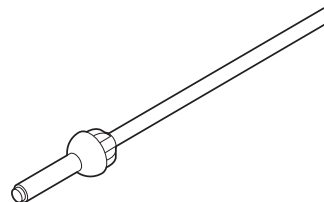


### Longer Horizontal Rods for Pop-up Assemblies

#### Barras horizontales más largas para los ensambles de desagües



**RP22828**  
 Horizontal Rod—8 1/8" long  
 Barra Horizontal—8 1/8"



**RP33805**  
 Horizontal Rod—10 1/8" long  
 Barra Horizontal—10 1/8"

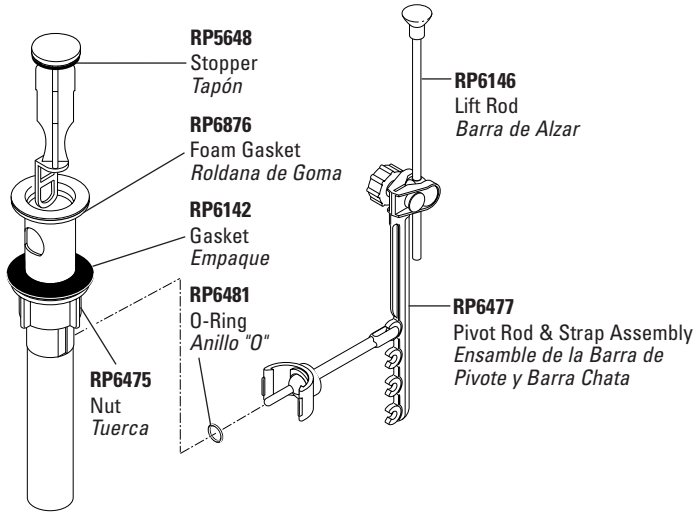
DRAIN ASSEMBLIES

# Lavatory Drain Assemblies

## Ensamblajes para Desagües Automáticos para Lavamanos

### RP6463

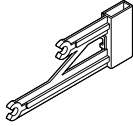
Complete Snap-N-Pop-Up® Assembly  
 Ensamble Completo del Desagüe Automático Snap-N-Pop-Up®



Accessory Items  
 Piezas de Accesorios

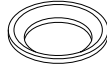
### RP7585

Extender for Pivot Rod  
 Pieza de Extensión para Ensamble de la Barra de Pivote

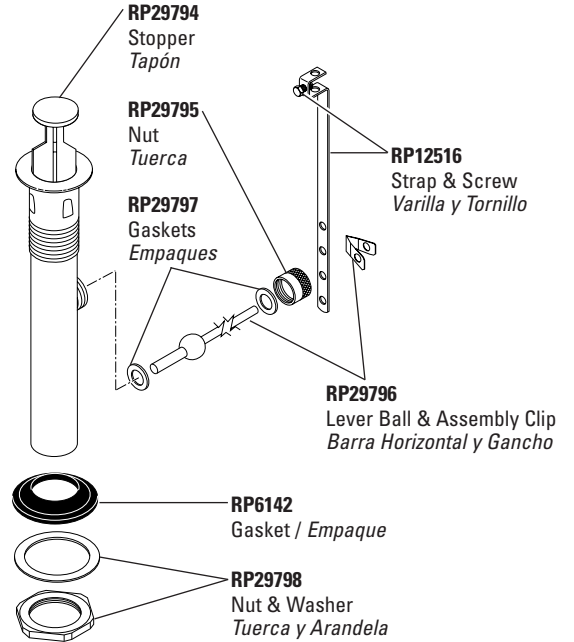


### RP10994

Spacer-for thin sinks (fits between RP6142 & RP6475)  
 Separador para Lavamanos Delgados (para RP6142 y RP6475)

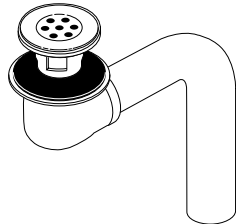


Alternate "N" Model Metal Pop-Up Assembly Parts\*  
 (Not Available as Complete Pop-Up RP)  
 Piezas alternas para el modelo "N" de Metal del desagüe automático\*  
 (no son disponibles como un juego de piezas de repuesto completo para el desagüe automático)



33T290 (w/overflow holes/con huecos para desbordes)  
 33T290-1 (no overflow holes/sin huecos para desbordes)  
 Complete Cast Brass Offset Grid Strainer  
 Colador acodado de rejilla de bronce fundido completo

**CAMBRIDGE**  
**BRASS.USA**



DRAIN ASSEMBLIES

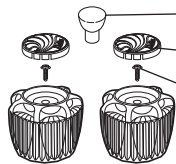
\*Discontinued model—some components may not be available. / Modelo discontinuado - algunos componentes pueden no estar disponibles.

# Lavatory Faucet Handles and Accents

## Manijas y Accesorios para Llaves de Agua de Lavamanos

### H21, H21PB

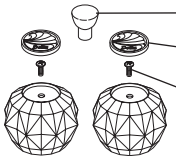
Clear Knob Handles w/Buttons & Screws  
Perillas Transparente con Botones y Tornillos



- RP27644▲  
Finial / Botón para la Barra del Desagüe
- RP18373, RP18373PB  
Button Set (Red/Blue Indicators)  
Botones (Indicadores: Rojo/Azul)
- RP5885  
Screws / Tornillos

### H41, H41PB

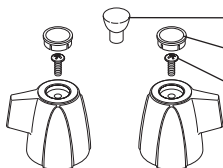
Clear Knob Handles w/Buttons & Screws  
Perillas Transparente con Botones y Tornillos



- RP27644▲  
Finial / Botón para la Barra del Desagüe
- RP18373, RP18373PB  
Button Set (Red/Blue Indicators)  
Botones (Indicadores: Rojo/Azul)
- RP5885  
Screws / Tornillos

### H28

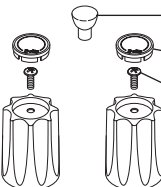
Metal Blade Handles w/Buttons & Screws  
Manijas de Manga de Metal con Botones y Tornillos



- RP27644▲  
Finial/Botón para la Barra del Desagüe
- RP2412  
Button Set / Botones
- RP5885  
Screws / Tornillos

### H48

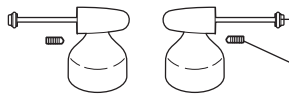
Metal Knob Handles w/Buttons & Screws  
Perillas de Metal con Botones y Tornillos



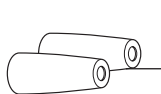
- RP27644▲  
Finial/Botón para la Barra del Desagüe
- RP19659  
Button Set (Red/Blue Indicators)  
Botones (Indicadores: Rojo/Azul)
- RP5885  
Screws / Tornillos

### H22▲

Standard Lever Handles w/Screws  
Manijas Estilo Palancas Estándares con Tornillos



- RP26851▲  
Spindle / Husillo
- RP25620  
Set Screws / Tornillos de Ajuste



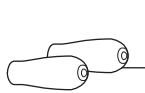
- RP27644▲  
Finial / Botón para la Barra del Desagüe
- A22▲  
Handle Accents  
Acentos para Manijas

### H24▲

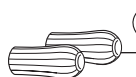
Innovations® Lever Handles w/Screws  
Manijas Estilo Palanca Innovations® con Tornillos



- RP26852▲  
Spindle / Husillo
- RP25620  
Set Screws / Tornillos de Ajuste



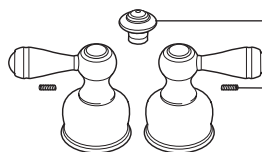
- RP34410▲  
Finial / Botón para la Barra del Desagüe
- A24▲  
Handle Accents / Acentos para Manijas



- A24CL  
Handle Accents / Acentos para Manijas

### H25▲

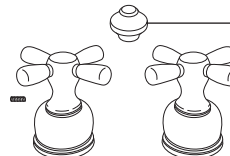
Neo Style® Lever Handles w/Screws  
Manijas Estilo Palanca Neo Style® con Tornillos



- RP34410▲  
Finial / Botón para la Barra del Desagüe
- RP25620  
Set Screws / Tornillos de Ajuste

### H26▲

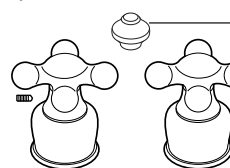
Neo Style® Metal Cross Handles w/Screws  
Manijas de Metal en Forma de Cruz Neo Style® con Tornillos



- RP24588▲  
Finial / Botón para la Barra del Desagüe
- RP25620  
Set Screws / Tornillos de Ajuste

### H27▲


Neo Style® Porcelain Cross Handles w/Screws  
Manijas de Porcelana en Forma de Cruz Neo Style® con Tornillos



- RP24588▲  
Finial / Botón para la Barra del Desagüe
- RP25620  
Set Screws / Tornillos de Ajuste

### H212▲

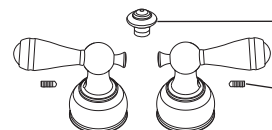
Traditional Porcelain Lever Handles w/Screws  
Manijas Tradicionales Estilo Palanca de Porcelana con Tornillos



- RP34410▲  
Finial / Botón para la Barra del Desagüe
- RP25620  
Set Screws / Tornillos de Ajuste

### H215▲


Traditional Metal Lever Handles w/Screws  
Manijas Tradicionales Estilo Palanca de Metal con Tornillos



- RP34410▲  
Finial / Botón para la Barra del Desagüe
- RP25620  
Set Screws / Tornillos de Ajuste

### H216▲

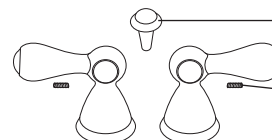
Victorian™ Lever Handles w/Screws  
Manijas Estilo Palanca Victorian™ con Tornillos



- RP34410▲  
Finial / Botón para la Barra del Desagüe
- RP25620  
Set Screws / Tornillos de Ajuste

### H217▲

Botanical™ Lever Handles w/Screws  
Manijas Estilo Palanca Botanical™ con Tornillos



- RP38614▲  
Finial / Botón para la Barra del Desagüe
- RP25620  
Set Screws / Tornillos de Ajuste