

Electronic Exposed TECK® Flush Valve

TECK®
COMMERCIAL


DELTA

81T221HWA-DF

Exposed Hardwire Operated 1-1/2" Top Inlet Closet Fixture

- Polished chrome plated vandal resistant metal cover with top mounted sensor operated **H₂Optics®** electronics
- Right or left-hand supply installation
- ADA compliant, automatic operation hardwire powered infrared sensor
- Scratch resistant replaceable lens window
- Supplied with an advanced infrared sensor activated flush system that uses precise user distance measurements along with a bowl length setting to activate the correct flush for each usage
- Hardwire adaptor 24 VAC to 6.4 VDC converter (supplied)
- Vandal resistant copper tube conduit
- Override button activation will always produce a full flush
- Optional 24 hour automatic flush factory set to OFF
- Set-up sensor range adjustment indicator lights
- 24 VAC input, 6 second arming delay
- Electronic operated non-hold-open **metal** override button with 5 second lockout
- (110 to 24 VAC Transformer not included. See selection below for additional part number.)
- TECK® exposed diaphragm flush valve
- Chloramine resistant diaphragm
- Forged brass diaphragm retainer
- Renewable seat
- Polished chrome plated body
- **External water conserving flush adjustment**, factory set at to 6 litre (1.6 gal.)
- Optional dual flush setting capability factory set to ON providing average 30% water reduced flush based on time and distance
- **1" FIP/Copper sweat inlet adaptor**, angle check stop with protecting cap
- Adjustable 121mm (4-3/4") plus or minus 11mm (7/16") inlet/valve outlet centers
- Vacuum breaker
- Cover tube, stainless steel wall flange, spud flange, concealed spud nut, and 610mm (24") outlet tube
- **Recommended water supply:**
Minimum flowing pressure – 25 psi (172 kPa)
Minimum flow rate – 25 gpm (95 L/min)
- **Note:** Models 81T221BTA-DF and 81T221HWA-DF are designed for retrofits with water supply rough-in 24" (610mm) above top of water closet. For new installations, 81T201BTA-DF and 81T201HWA-DF are recommended.

APPROVALS:

- IAPMO listed to ASSE 1037/ ASME A112.1037/CSA B125.37
-  Indicates compliance to ICC/ANSI A117.1

(Contact Delta Representative for State and/or Local Approvals.)

Patented



Engineer/Architect Approval

Model Specified:

Approval:

Date:

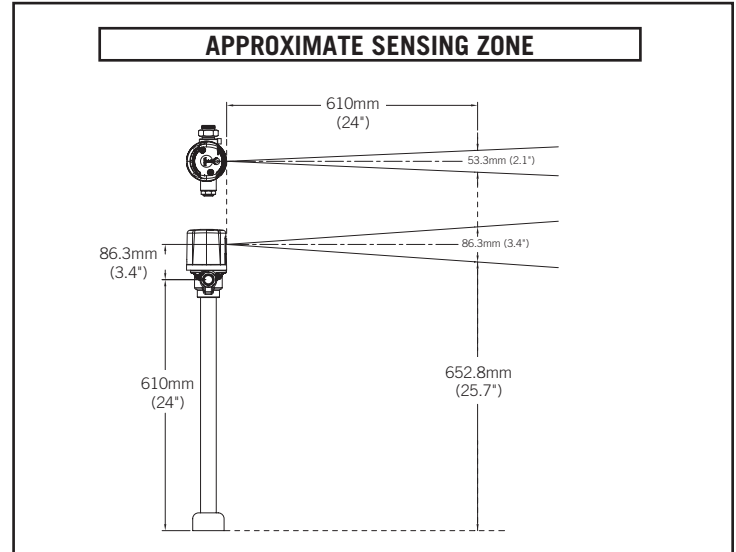
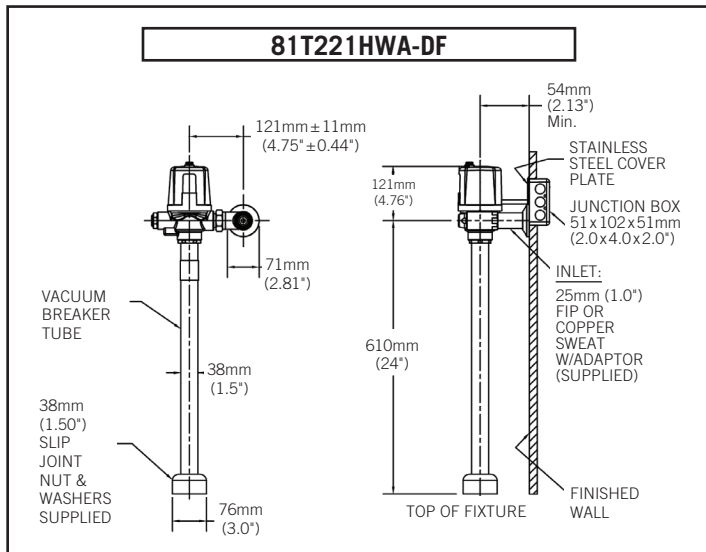
81T221HWA-DF



✓	TRANSFORMERS	
	060704A	110 to 24 VAC Class 2 20 VA (for up to 5 Electronic Valves)
	060771A	110 to 24 VAC Class 2 40 VA (for up to 10 Electronic Valves)

AVAILABLE OPTIONS FOR FIELD CONVERSION

- 061047A Hardwire with Battery Backup**
See **DSP-BB** for detailed specification.



Note: For high and low pressure applications, please see page FEA-81T High Water Pressure note for more details.
 Verify flow requirements with bowl manufacturer.

Note: Measurements may vary ± 6mm (0.25")

Refer to www.specselect.com for individual models.

Note: Use this page as a product submittal sheet.