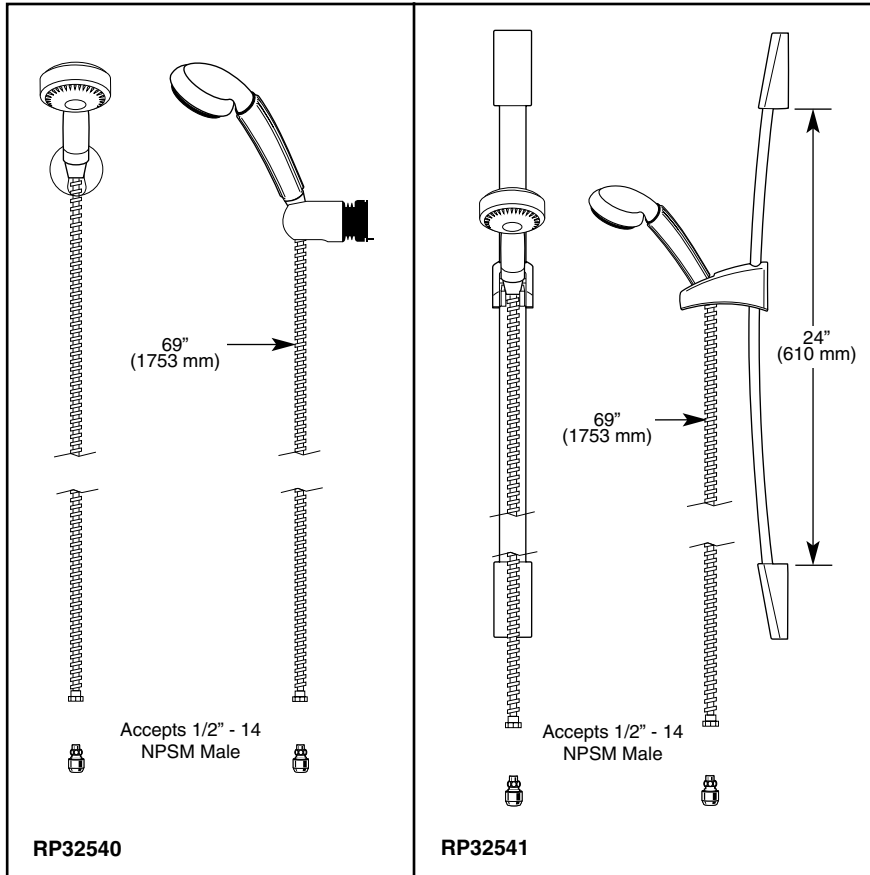


Submitted Model No.: \_\_\_\_\_

Specific Features: \_\_\_\_\_



# DELTA<sup>®</sup>

## PERSONAL HAND HELD SHOWER

- Personal Hand Held Shower - Not a Positive Shut-Off
- Four Spray Patterns plus Water Saver
- 69" (1753 mm) Metal Hose
- Atmospheric Vacuum Breaker
- 24" (610 mm) Wall Bar with Slide (Model RP32541 only) Not to be used as a Grab Bar. Not ADA compliant.
- Wall Mount Hand Held Shower Bracket (Model RP32540 only)



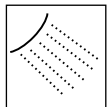
### COMPLIES WITH:

- ASME A112.18.1
- ASSE 1014

### STANDARD SPECIFICATIONS:

- ABS hand held shower with four spray patterns plus water saver - not a positive shut-off.
- 69" (1753 mm) flexible metal hose.
- Atmospheric vacuum breaker, 1/2" IPS female inlet, 1/2"-14 NPSM male threaded outlet for exposed applications only.
- 24" (610 mm) wall bar with adjustable slide (allows for adjustable shower height) - RP32541 only. Not to be used as a Grab Bar. Not ADA compliant.
- Wall mount hand held shower bracket - RP32540 only.
- 2.5 gpm @ 80 psi (9.5 L/min @ 552 kPa)

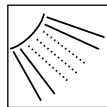
### Spray Patterns



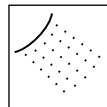
Fast Massage



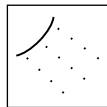
Full Spray



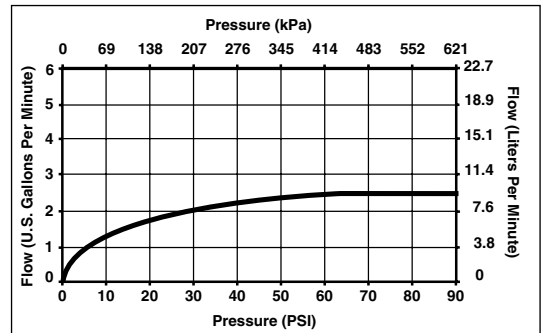
Full Spray Massage



Slow Massage



Water Saver



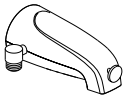
| Standard Features   | RP32540 | RP32540CB | RP32540PB | RP32540WH | RP32541 | RP32541CB | RP32541PB | RP32541WH |
|---|---------|-----------|-----------|-----------|---------|-----------|-----------|-----------|
| Matched Finish ABS Hand Held Shower with Four Spray Patterns plus Water Saver - Not a Positive Shut-Off   | ◆       | ◆         | ◆         | ◆         | ◆       | ◆         | ◆         | ◆         |
| Matched Finish 69" (1753 mm) Flexible Metal Hose  | ◆       | ◆         | ◆         | ◆         | ◆       | ◆         | ◆         | ◆         |
| Matched Finish Atmospheric Vacuum Breaker, 1/2" IPS Female Inlet, 1/2" - 14 NPSM Male Threaded Outlet for Exposed Applications Only                   | ◆       | ◆         | ◆         | ◆         | ◆       | ◆         | ◆         | ◆         |
| 24" (610 mm) Matched Finish Wall Bar with Adjustable Slide (allows for adjustable shower height)-Slide is not ADA compliant<br>DO NOT USE AS GRAB BAR |         |           |           |           | ◆       | ◆         | ◆         | ◆         |
| Matched Finish Wall Mount Hand Held Shower Bracket  | ◆       | ◆         | ◆         | ◆         |         |           |           |           |
| 2.5 gpm @ 80 psi (9.5 L/min @ 552 kPa)  | ◆       | ◆         | ◆         | ◆         | ◆       | ◆         | ◆         | ◆         |
| Chrome Finish   | ◆       |           |           |           | ◆       |           |           |           |
| Chrome & <i>Brilliance</i> ® Polished Brass Finish  |         | ◆         |           |           |         | ◆         |           |           |
| <i>Brilliance</i> ® Polished Brass Finish   |         |           | ◆         |           |         |           | ◆         |           |
| White Finish  |         |           |           | ◆         |         |           |           | ◆         |

**Available Options for Field Conversion:**

**Note: Wall Bar Not To Be Used As Grab Bar.**



- 90° Wall supply elbow & flange, 1/2" IPS Female Inlet and 1/2" - 14 NPSM Male Threaded Outlet. Order RP32549▲.



- Chrome Plated Pull-Up Diverter Spout (for hand shower only or tub and hand shower only applications), for 1/2" or 3/4" IPS. Order RP3914.



- Brass Shower Arm Diverter. Order RP32550▲.



- 30" (762 mm) Wall Bar with Adjustable Slide (allows for adjustable shower height). CAUTION: Not to be used as a Grab Bar. Not ADA compliant. Order RP33097▲.



- Atmospheric Vacuum Breaker, 1/2" IPS Female Inlet and 1/2" - 14 NPSM Male Threaded Outlet for Exposed Applications Only. Order RP12503▲.



- Hand Held Shower Wall Mount Bracket. Order RP33096▲.

▲=Specify Finish



Indianapolis, Indiana 46280  
A Division of Masco Corporation of Indiana  
© 2003 Masco Corporation of Indiana