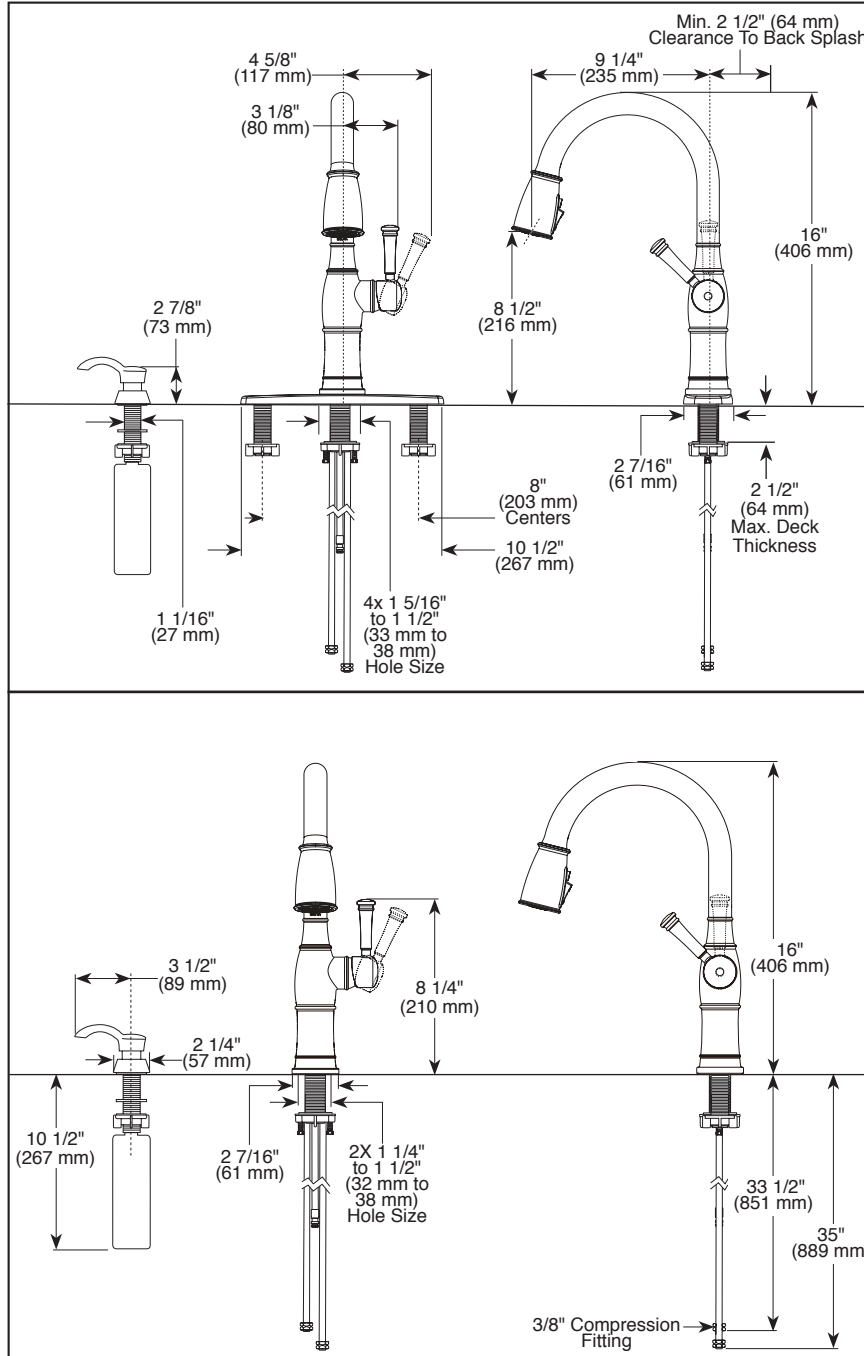


Submitted Model No.: _____

Specific Features: _____



▲ Designate proper finish suffix

Delta reserves the right (1) to make changes in specifications and materials, and (2) to change or discontinue models, both without notice or obligation. Dimensions are for reference only. See current full-line price book or www.deltafaucet.com for finish options and product availability.

DSP-K-19957Z-SD-DST Rev. A



see what Delta can doSM

KITCHEN FAUCETS

- Valdosta™ Collection
- Single Handle Pull-Down

FEATURES:

- Touch-Clean® Technology
- DIAMOND Seal® Technology
- MagnaTite® Docking System
- Quick Snap® Hose Installation
- 3-Function Pull-Down w/ShieldSpray™

STANDARD SPECIFICATIONS:


- Maximum 1.8 gpm @ 60 psi, 6.8 L/min @ 414 kPa
- One, two, three, or four hole mount (escutcheon optional, included)
- Diamond coated ceramic cartridge
- Hose travels inside mounting shank so it will not interfere with deck edges
- 3/8" O.D. straight, staggered PEX supply lines
- Hot/cold indicator markings
- Dual integral check valves in sprayer
- Optional, included soap dispenser with 8 oz. reservoir capacity.

WARRANTY

- Lifetime limited warranty on parts (other than electronic parts and batteries) and finishes; or, for commercial users, for 5 years from date of purchase.
- 5 year limited warranty on electronic parts (other than batteries); or, for commercial users, for 1 year from the date of purchase. No warranty is provided on batteries.

COMPLIES WITH:

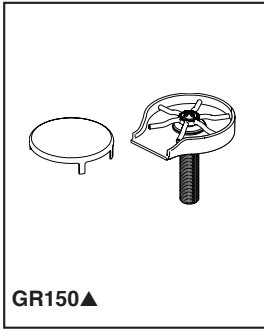
- ASME A112.18.1 / CSA B125.1
- ASME A112.18.6

 Indicates compliance to ICC/ANSI A117.1

- Verified compliant with .25% weighted average Pb content regulations.

Delta Faucet Company

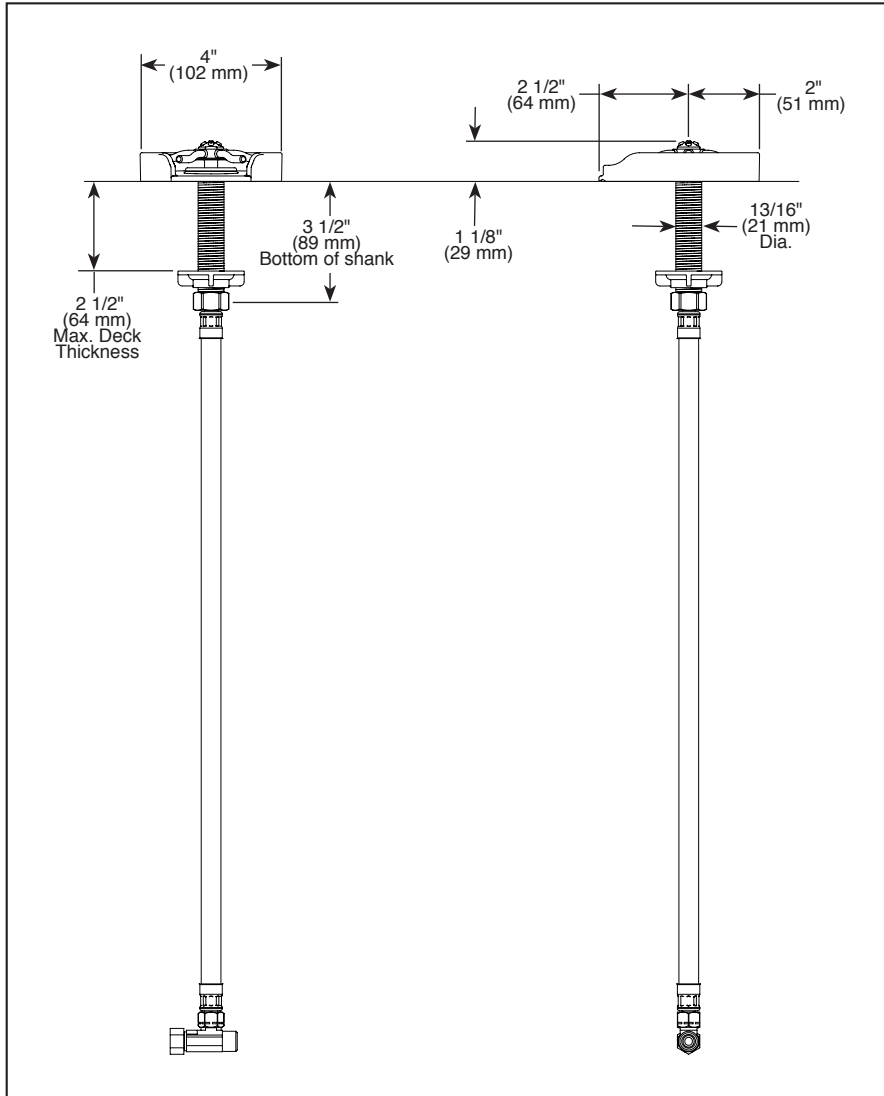
55 E. 111th Street, Indianapolis, IN 46280
 350 South Edgeware Road, St. Thomas, ON N5P 4L1
 © 2017 Delta Faucet Company



GR150▲

Submitted Model No.: _____

Specific Features: _____



▲ Designate proper finish suffix



see what Delta can do™

GLASS RINSER

STANDARD SPECIFICATIONS:

- Maximum 1.2 gpm @ 60 psi, 4.5 L/min @ 414 kPa
- May connect to either hot or cold supply
- 42" supply line and adapter tee included for connecting to water supply
- Models include cover
- Optional spacer for sinks with raised ledges

WARRANTY

- Parts and Finish - Lifetime limited warranty; or for commercial purchasers, 10 years for multi-family residential (apartments and condominiums) and 5 years for all other commercial uses, in each case from the date of purchase.
- Electronic Parts and Batteries (if applicable) - 5 years from the date of purchase; or for commercial purchasers, 1 year from the date of purchase. No warranty is provided on batteries.

COMPLIES WITH:

- ASME A112.18.1 / CSA B125.1