



see what Delta can do™

LAVATORY FAUCETS

- Classic Series
- Two Handle Deck Mount

STANDARD SPECIFICATIONS:

- Maximum 1.2 gpm @ 60 psi, 4.5 L/min @ 414 kPa
- Solid brass fabricated body
- Two and three hole mount
- Hot/cold indicators
- Control mechanism is a rotating cylinder with stainless steel plate and 180° rotation, with replaceable non-metallic seats operating in stainless steel lined sockets
- Models with suffix "MPU" have metal drain with pop-up type fitting with plated flange and stopper
- 2512LF model has spout lift rod hole but comes without lift rod and pop-up

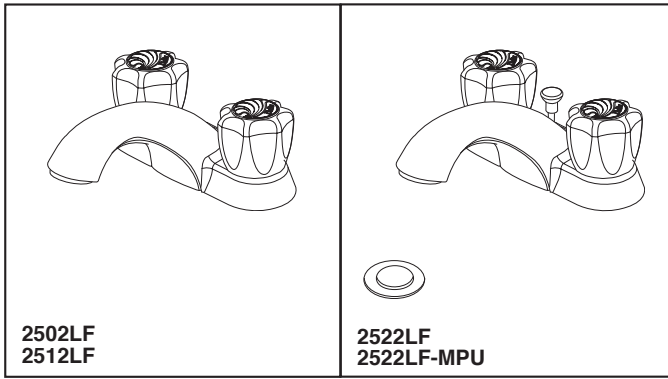
WARRANTY

- Lifetime limited warranty on parts (other than electronic parts and batteries) and finishes: or, for commercial users, for 5 years from date of purchase.
- 5 year limited warranty on electronic parts (other than batteries); or, for commercial users, for 1 year from the date of purchase. No warranty is provided on batteries.



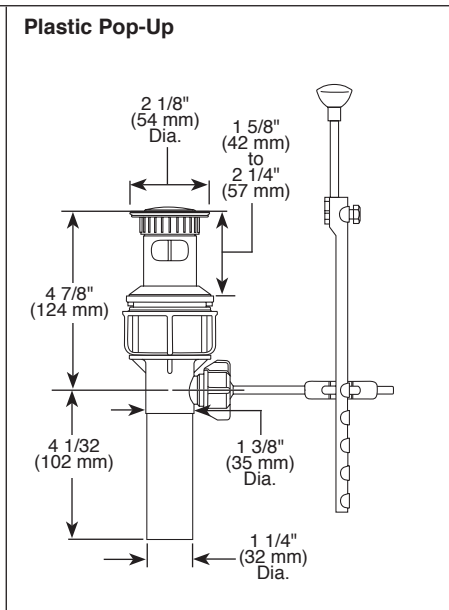
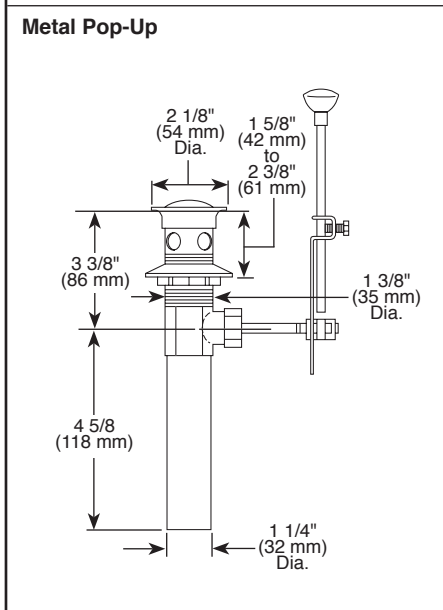
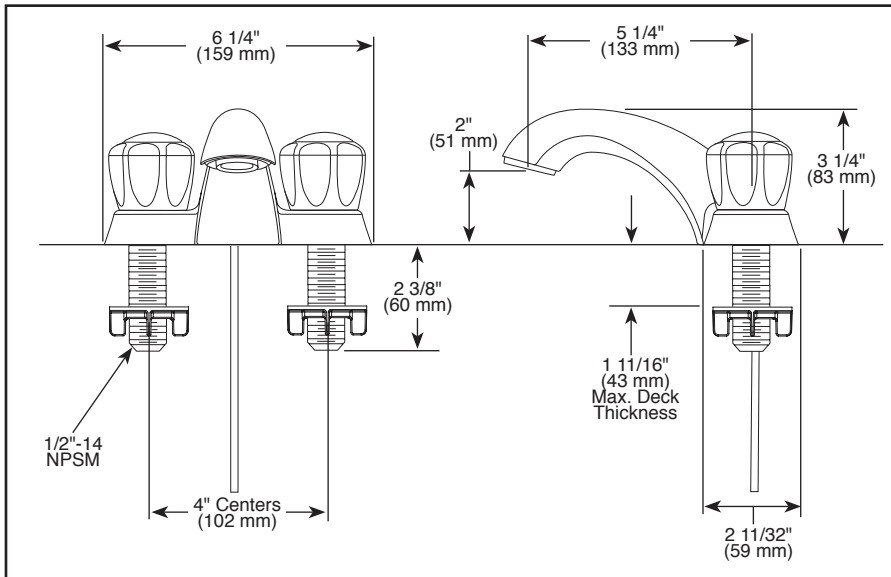
COMPLIES WITH:

- ASME A112.18.1 / CSA B125.1
- ASME A112.18.2 / CSA B125.2
- EPA WaterSense®
- Verified compliant with .25% weighted average Pb content regulations.



Submitted Model No.: _____

Specific Features: _____



▲ Designate proper finish suffix

Delta reserves the right (1) to make changes in specifications and materials, and (2) to change or discontinue models, both without notice or obligation. Dimensions are for reference only. See current full-line price book or www.deltafaucet.com for finish options and product availability.

DSP-L-2502LF Rev. F

Delta Faucet Company

55 E. 111th Street, Indianapolis, IN 46280
 350 South Edgeware Road, St. Thomas, ON N5P 4L1
 © 2017 Delta Faucet Company